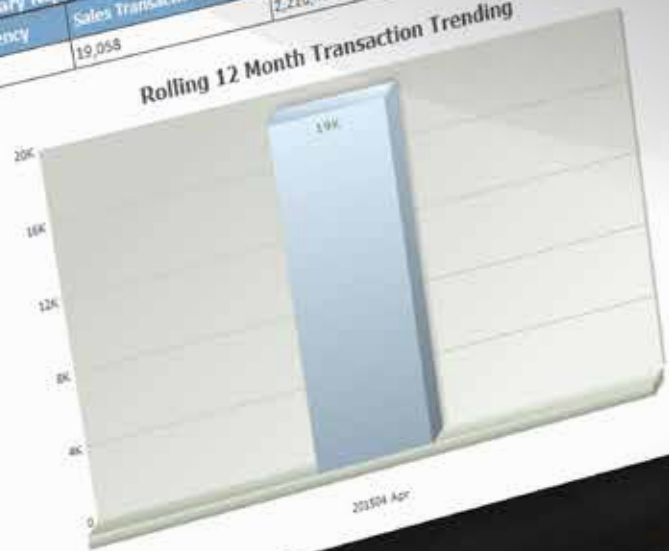


12 Month Rolling Performance Summary Report			
Month	Partner Invoice Currency	Sales Transactions	Sales Volume
201504 Apr	EUR	19,058	2,216,473.80
			Base Mic Amount
			63,844.82
			Total Payment - Invoice Currency
			5,112.30

Rolling 12 Month Transaction Trending



**Accessing
Residuals On
Demand (Varicent)**

Available Reports in Residuals On Demand (Varicent)

Step 1

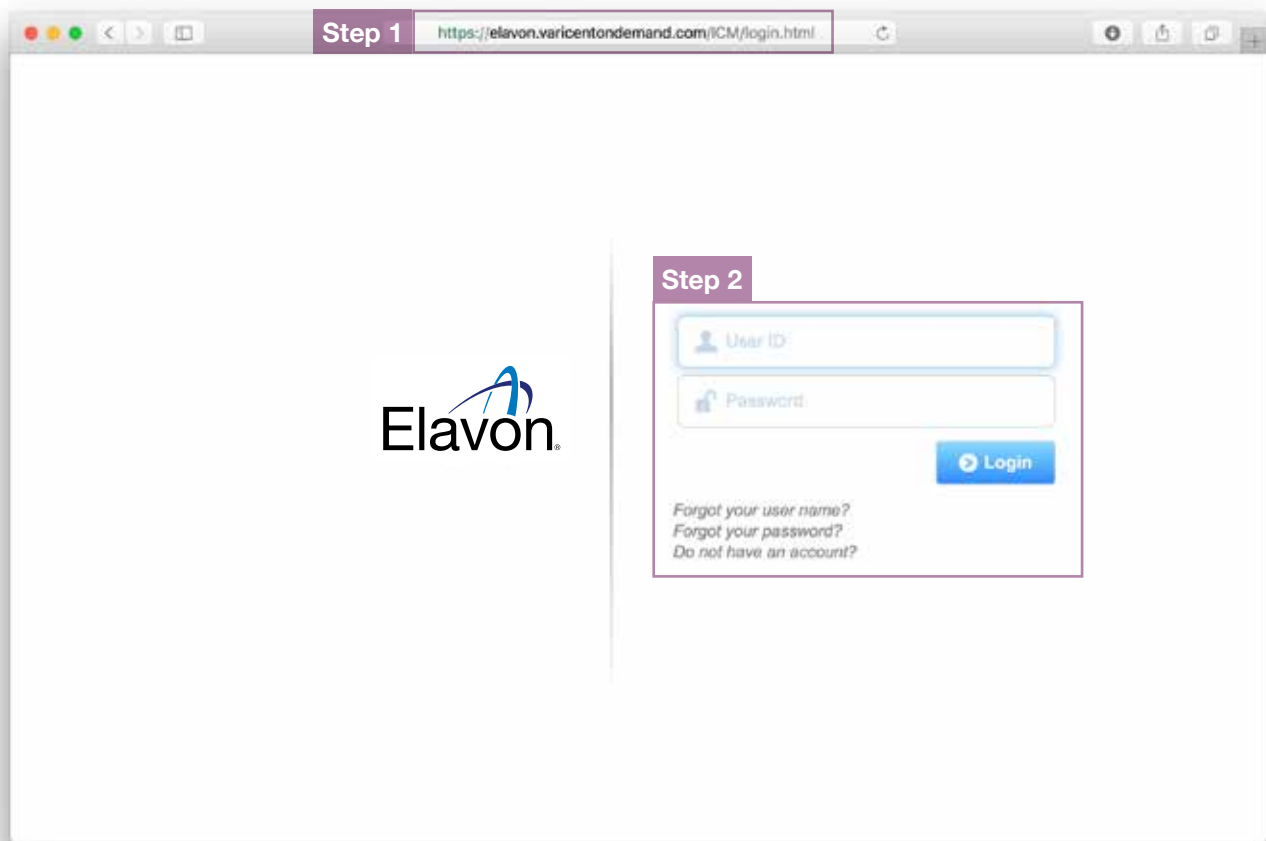
Log into Varicent (Elavon Residuals on Demand) by going to the following URL:

<https://elavon.varicentondemand.com/ICM/login.html>

Step 2

Enter your unique User ID and Password

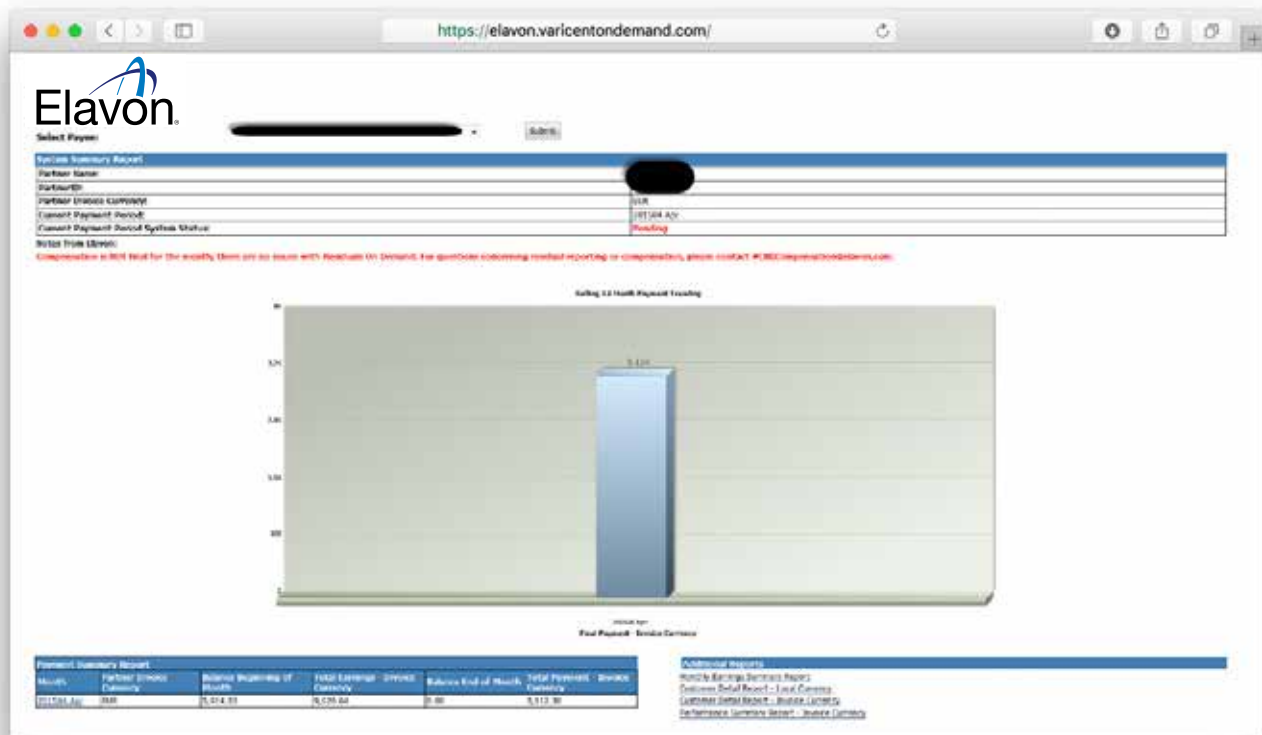
*If you do not have a User ID or Password, please reach out to your Elavon Relationship Manager for assistance.



Available Reports in Residuals On Demand (Varicent) continued

Partner Summary Dashboard

This will be your initial landing page within Residuals on Demand. This Report is the gateway to all detail and summary level reporting.



System Summary Report

Partner Name:	[REDACTED]
Partner ID:	[REDACTED]
Partner Invoice Currency:	EUR
Current Payment Period:	JUL 2018 Aug
Current Payment Period System Status:	PENDING

Billing to Month Payment Tracking

Total Payment	5,113.00
---------------	----------

Payment Summary Report

Month	Partner Invoice Currency	Balance Beginning of Month	Total Expense Currency	Balance End of Month	Total Payment Currency	Balance
2018 Jul	EUR	0,000.00	0,000.00	0.00	5,113.00	

Additional Reports

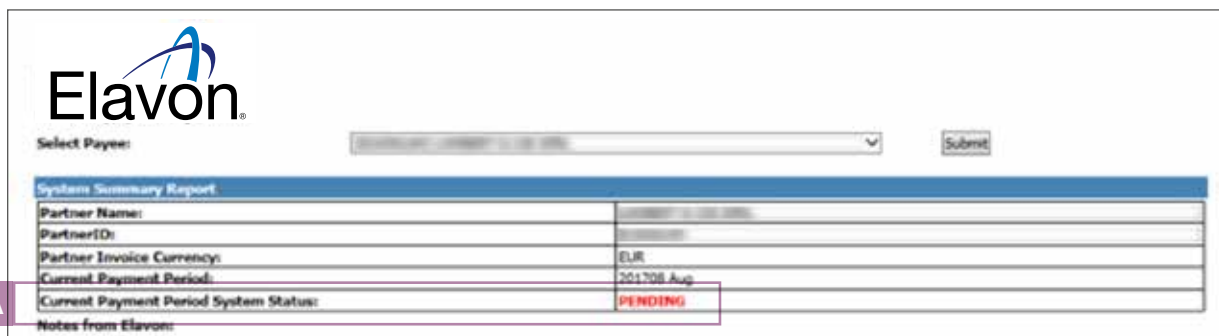
- Monthly Billing Summary Report
- Customer Self Report - Last Currency
- Customer Self Report - Invoice Currency
- Reference Summary Report - Invoice Currency

System Summary Report

This will provide information about your Partner ID, Name and what the current settings are within the system.

Please read the notes from Elavon section for confirmation as to when you can submit monthly invoices to Elavon for your residual payment.

A ONLY submit invoices if the “Current Payment Period System Status:” is FINAL



System Summary Report

Partner Name:	[REDACTED]
Partner ID:	[REDACTED]
Partner Invoice Currency:	EUR
Current Payment Period:	201708 Aug
Current Payment Period System Status:	PENDING

Notes from Elavon:



Available Reports in Residuals On Demand (Varicent) *continued*

Payment Summary Report

This report will show the monthly Total Payment amount in the agreed upon (contractual) currency.

B Drill into to view details – You should use the latest month’s Total Payment – Invoice Currency figure to invoice Elavon.

C Use this amount to invoice – If your company ended up owning more money than they earned in a calculated month, your balance vs prior earnings will be displayed in this report. The balance at end of month will be moved to the balance at beginning of month for the next calculated month. (This is very rare.)

- This report will allow you to drill into **mid level** Detail Reporting
- The graph above will display 12 months trending of the Total Payment – Invoice Currency

Payment Summary Report					
Month	Partner Invoice Currency	Balance Beginning of Month	Total Earnings - Invoice Currency	Balance End of Month	Total Payment - Invoice Currency
B 201504 Apr	EUR	5,914.33	9,026.64	C 0.00	3,112.30

Additional Reports

You can hyperlink to other detail level reports within Residuals on demand.

D Select hyperlinks to view reports – If you would like to view all mid level detail reports with Invoice Currency, you can access that detail level report via the “Customer Detail Report – Invoice Currency”. All detail reporting accessed via Payment Summary Reporting is in Local Currency.

Additional Reports
Monthly Earnings Summary Report
Customer Detail Report - Local Currency
Customer Detail Report - Invoice Currency
Performance Summary Report - Invoice Currency

Reporting available from selecting the month within the Payment Summary Reporting on the Partner Summary Dashboard.

Monthly Earnings Summary Report

- Report allows you to understand how and where you are earning your Payments from.
- The first section will show you Earnings by Local Currency (not all partners will have more than 1 line)
 - Conversion (FX) rates are displayed within this section to show the logic behind converting from local currency to Invoice Currency
- The second section will show you Earnings by Contract Section
- **Entity** – any earnings from within a Portfolio/Client Group Entity are displayed

You can select the following hyperlinks to view **mid level** details for the month. **The detail reports to view at this next level are the equivalent of the detail reporting you have be entitled to in the past.**

Payee ID – this will show all Portfolios / Client group entities (**all mids**)

Client Group Entity – this will show **only mids** from the selected Portfolio/Client Group Entity



Available Reports in Residuals On Demand (Varicent) continued

Month	Year	ISA	State	Local Currency	Entity	Open Date	Ter Date	Card Type	First Batch Date	Base Mt Rate	Base Mt Pct	Ex Rate	Ex Pct	Base Mt Amt	Ex Amt	Exception Mt Amt	Subs Volume	Sales Trn Pct	Residual Rate	Residual Pct Rate	Revenue Share %	Revenue Share %	
201704	Apr	2100	DE	EUR	40941	7/22/2014	22	VDE	8/1/2014	4.745	0.000	0.000	0.000	13.57	12.52	0.00	515.95	65	KPT	0.20	0.000	100.00	0.67
201704	Apr	2100	DE	EUR	40941	7/22/2014	22	YSL	8/1/2014	3.221	0.000	0.000	0.000	18.81	18.29	0.00	298.10	86	KPT	0.20	0.000	100.00	1.28
201704	Apr	2100	DE	EUR	40941	7/22/2014	22	MJC	8/1/2014	1.920	0.000	0.000	0.000	11.38	9.34	0.00	403.99	67	KPT	0.20	0.000	100.00	0.60
201704	Apr	2100	DE	EUR	40941	7/22/2014	22	VISA	8/1/2014	1.264	0.000	0.000	0.000	0.84	4.54	0.00	141.29	79	KPT	0.20	0.000	100.00	1.21

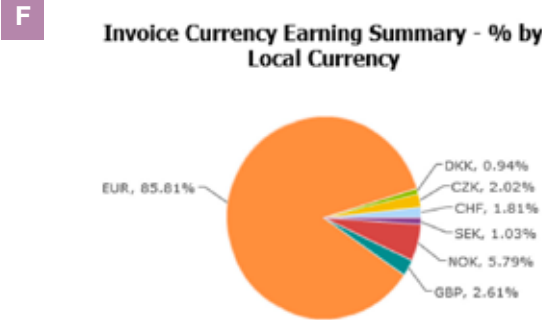
E All reports can be exported to Excel by right clicking your mouse in the upper right hand corner of the header row of **any** report. Select the blue down arrow and select the format you want to export into.

Miscellaneous

Any earnings from Manual Adjustments or other aspects of your contract.

F You can select the hyperlinks to view details and comments around the adjustments for the month.
Please note that the Total Earnings are not necessarily what you should invoice for (you must use the amount on the Partner Summary Report)

Monthly Earnings Summary - Miscellaneous Detail							
Monthly Earnings Summary - Manual Adjustments							
PaymentID	Month	Comment	Local Currency	Total Earnings - Local Currency	Invoice Currency	FX Rate	Total Earnings - Invoice Currency
21000000	201708 Aug	To cancel out the Negative Balance	EUR	835.50	EUR	1.00000	835.50



F

Monthly Earnings Summary by Local Currency							
PaymentID	Month	Local Currency	Total Earnings - Local Currency	Invoice Currency	FX Rate	Total Earnings - Invoice Currency	
21000000	201708 Aug	EUR	2,323.92	EUR	1.00000	2,323.92	
21000000	201708 Aug	EUR		EUR		2,323.92	

F

Monthly Earnings Summary - Entity							
PaymentID	Month	Client Group Entity	Local Currency	Total Earnings - Local Currency	Invoice Currency	FX Rate	Total Earnings - Invoice Currency
21000000	201708 Aug	12051748	EUR	933.04	EUR	1.00000	933.04
21000000	201708 Aug	12051748	EUR	15.47	EUR	1.00000	15.47
21000000	201708 Aug	12051905	EUR	201.92	EUR	1.00000	201.92
21000000	201708 Aug	12051904	EUR	880.51	EUR	1.00000	880.51
21000000	201708 Aug	12051905	EUR	57.47	EUR	1.00000	57.47
21000000	201708 Aug				EUR		1,488.43

F

Monthly Earnings Summary - Miscellaneous Detail							
Monthly Earnings Summary - Manual Adjustments							
PaymentID	Month	Comment	Local Currency	Total Earnings - Local Currency	Invoice Currency	FX Rate	Total Earnings - Invoice Currency
21000000	201708 Aug	AISTO - SET UP WRONG IN VARICENT	EUR	835.50	EUR	1.00000	835.50



Available Reports in Residuals On Demand (Varicent) continued

Performance Summary Report

Report will build a rolling 12 month view of all essential data categories (in Invoice Currency **only**) and graphs will be supplied.

- **Sales Transactions** – the # of transactions
- **Sales Volume** – the \$ amount processed within a month
- **Base MSC Amount** – the \$ Revenue amount (Discount Income) generated by Sales Volume
- **Total Payment** – the \$ amount paid to a partner based on the Sales Volume and revenue for the month



Performance Summary Report

[Back to Payment Summary Dashboard](#)

12 Month Rolling Performance Summary Report					
Month	Partner Invoice Currency	Sales Transactions	Sales Volume	Base Misc Amount	Total Payment - Invoice Currency
201504 Apr	EUR	19,058	2,216,473.80	43,844.82	3,112.30

Rolling 12 Month Transaction Trending



20K
16K
12K
8K
4K
0

201504 Apr



